

# **AUDIT REPORT**

FOR THE ACCOUNTING YEAR

**2019 - 2020**

OF

**VARDAAN BIOTECH PVT**  
**LTD**

A 9/14, BASANT BIHAR, SANWER ROAD, UJJAIN,  
MADHYA PRADESH-456010

BY  
AUDITORS :

**ANKUR GOYAL &**  
**COMPANY**

**CHARTERED ACCOUNTANTS**

FIRST FLOOR, "NANDAN", L.M. COMPLEX,, TOWER  
CHOWK, FREEGANJ,, UJJAIN-456010 MADHYA  
PRADESH

## ANNEXURE TO THE AUDITORS' REPORT

The Annexure referred to in our report to the members of VARDAN BIOTECH PVT LTD for the year ended 31<sup>st</sup> March, 2020.


On the basis of the information and explanation given to us during the course of our audit, we report that:

1. (a) The company has maintained proper records showing full particulars including quantitative details and situation of its fixed assets.  
(b) These fixed assets have been physically verified by the management at reasonable intervals there was no Material discrepancies were noticed on such verification.  
(c) Total Assets of company includes Immovable property also and the title deeds of immovable properties are held in the name of the company.
2. Physical verification of inventory has been conducted by the management at reasonable intervals but quantitative details of packing material have not been properly dealt with in the books of accounts.
3. The company has granted loans secured or unsecured to companies, firms, Limited Liability Partnerships or other parties covered in the register maintained under section 189 of the Companies Act, 2013.  
(a) All terms and conditions are as per the benefits of company and are not prejudicial to the company's Interest.  
(b) Schedule of repayment of principal and interest has been stipulated and receipts are regular.  
(c) There is no such amount which is overdue more than 90 Days of above mentioned loan.
4. In respect of loans, investments, guarantees, and security all mandatory provisions of section 185 and 186 of the Companies Act, 2013 have been complied with.
5. The company has not accepted any deposits.
6. Maintenance of cost records has not been specified by the Central Government under sub-section (1) of section 148 of the Companies Act, 2013.
7. (a) The company is regular in depositing undisputed statutory dues including provident fund, Employee's state insurance, income-tax, sales-tax, service tax, duty of customs, duty of excise, value added tax, cess and any other statutory dues to the appropriate authorities.  
(b) Dues of income tax or sales tax or service tax or duty of customs or duty of excise or value added tax have been deposited on time there is no dispute is pending on the part of company.
8. The company hasn't made any default in repayment of loans or borrowing to a financial institution, bank, Government or dues to debenture holders.
9. The company raises any money by way of initial public offer or further public offer (including debt instruments) all compliances have been fulfilled.
10. Neither company has done any fraud nor by its officers or employees so nothing to be disclosed separately.



11. Clauses of payment of Managerial remuneration are not applicable on the company.
12. Company is not a Nidhi Company hence nothing to be disclosed for any provisions applicable on Nidhi Company.
13. All transactions with the related parties are in compliance with sections 177 and 188 of Companies Act, 2013 where applicable and the details have been disclosed in the Financial Statements etc. as required by the applicable accounting standards;
14. The company has made preferential allotment or private placement of shares or fully or partly convertible debentures during the year all provisions related for preferential allotment of Companies Act 2013 have been complied with.
15. The company hasn't entered into any non-cash transactions with directors or persons connected with him.
16. The company is not required to be registered under section 45-IA of the Reserve Bank of India Act, 1934.

for ANKUR GOYAL & COMPANY  
Chartered Accountants

  
CA ANKUR GOYAL

FIRST FLOOR, "NANDAN", L.M. COMPLEX,  
TOWER CHOWK, FREEGANJ,,  
UJJAIN-456010 MADHYA PRADESH



Place : Indore

Date : 20/07/2020

UDIN: 20401685AAAAGB9795



**VARDAAN BIOTECH PVT LTD**  
**CIN : U15495MP2007PTC020132**  
**BALANCE SHEET AS AT 31/03/2020**

In ₹

Particulars	Note	31/03/2020	31/03/2019
<b>EQUITY AND LIABILITIES</b>			
<b>Shareholders' funds</b>			
Share capital	2.1	13300000.00	13300000.00
Reserves and surplus	2.2	8775350.12	5500527.65
Money received against share warrants		-	-
		22075350.12	18800527.65
Share application money pending allotment		-	-
<b>Non-current liabilities</b>			
Long-term borrowings	2.3	43595106.00	-
Deferred tax liabilities (Net)	2.4	558320.00	233122.00
Other Long term liabilities		-	-
Long-term provisions		-	-
		44153426.00	233122.00
<b>Current liabilities</b>			
Short-term borrowings	2.5	45451883.69	10582674.00
Trade payables	2.6	7880708.80	9462726.00
Other current liabilities	2.7	137736320.60	47786912.30
Short-term provisions	2.8	1386018.00	132297.00
		192454931.09	67964609.30
<b>TOTAL</b>		<b>258683707.21</b>	<b>86998258.95</b>
<b>ASSETS</b>			
<b>Non-current assets</b>			
Property, Plant and Equipment		21640384.09	5130738.01
Tangible assets	2.9	41347.20	-
Intangible assets	3.0	-	-
Capital work-in-progress		-	-
Intangible assets under development		-	-
		21681731.29	5130738.01
Non-current investments		-	-
Deferred tax assets (net)		-	-
Long-term loans and advances		-	-
Other non-current assets		-	-
		21681731.29	5130738.01
<b>Current assets</b>			
Current investments		-	-
Inventories	3.1	106750505.84	57648960.00
Trade receivables	3.2	14362759.32	16406252.00
Cash and cash equivalents	3.3	950497.76	419731.94
Short-term loans and advances	3.4	111309215.00	4584050.00
Other current assets	3.5	3628998.00	2808517.00
		237001975.92	81867520.94
<b>TOTAL</b>		<b>258683707.21</b>	<b>86998258.95</b>

In terms of our attached report of even date  
For ANKUR GOYAL & COMPANY  
CHARTERED ACCOUNTANTS  
FRN : 0011407C

*Ankur Goyal*  
CA ANKUR GOYAL

(PARTNER)  
M. NO. : 401685

Place : Indore  
Date : 20/07/2020  
UDIN: 20401685AAAAGB9795



For VARDAAAN BIOTECH PVT LTD



LOKENDRA SINGH  
RAIPUT  
(DIRECTOR)

(DIN : 01801160)



RASHMI RAIPUT  
(DIRECTOR)

(DIN : 01806022)

**VARDaan BIOTECH PVT LTD**  
**CIN : U15495MP2007PTC020132**  
**STATEMENT OF PROFIT AND LOSS FOR THE YEAR ENDED 31/03/2020**

In ₹

Particulars	Note	31/03/2020	31/03/2019
Revenue from operations	3.6	505605487.10	199983146.81
Other income	3.7	523097.96	44446.00
<b>Total Revenue</b>		<b>506128585.06</b>	<b>200027592.81</b>
<b>Expenses</b>			
Cost of materials consumed		-	-
Purchases of Stock-in-Trade	3.8	491271401.55	197678143.26
Changes in inventories of finished goods	3.9	(49101545.84)	(39444422.47)
work-in-progress and Stock-in-Trade			
Employee benefits expense	4.0	8636444.00	6223300.00
Finance costs	4.1	4813945.12	1515119.25
Depreciation and amortization expense	4.2	340158.72	447828.49
Other expenses	4.3	44454717.04	30986014.33
<b>Total expenses</b>		<b>500415120.59</b>	<b>197405982.86</b>
Profit before exceptional, extraordinary and prior period items and tax		5713464.47	2621609.95
Exceptional items		-	-
Profit before extraordinary and prior period items and tax		5713464.47	2621609.95
Extraordinary Items		-	-
Profit before prior period items and tax		5713464.47	2621609.95
Prior Period Items	4.4	-	-
Profit before tax		5713464.47	2621609.95
Tax expense:	4.5		
Current tax		1165000.00	-
Deferred tax		325198.00	(40494.00)
Profit/(loss) for the period from continuing operations		4223266.47	2662103.95
Profit/(loss) from discontinuing operations		-	-
Tax expense of discontinuing operations		-	-
Profit/(loss) from Discontinuing operations (after tax)		-	-
Profit/(loss) for the period		4223266.47	2662103.95
Earnings per equity share:	4.6		
Basic		-	-
Diluted		-	-

In terms of our attached report of even date  
For ANKUR GOYAL & COMPANY  
CHARTERED ACCOUNTANTS  
FRN : 0011407C

ANKUR GOYAL & COMPANY  
Chartered Accountants  
UJJAIN

CA ANKUR GOYAL  
(PARTNER)  
M. NO. : 401685

Place : Indore  
Date : 20/07/2020  
UDIN : 20401685AAAAGB9795

For VARDaan BIOTECH PVT LTD

LOKENDRA SINGH  
RAJPUT  
(DIRECTOR)  
(DIN : 01801160)

RASHMI RAJPUT  
(DIRECTOR)  
(DIN : 01806022)



**NOTES ON ACCOUNTS FOR THE YEAR ENDED MARCH 31, 2020**

**2.1 Share Capital**

Particulars	In ₹	
	31/03/2020	31/03/2019
<b>Authorised</b>		
3000000 (1510000) Equity Shares of ₹ 10/- Par Value	30000000.00	15100000.00
	<b>30000000.00</b>	<b>15100000.00</b>
<b>Issued</b>		
1330000 (1330000) Equity Shares of ₹ 10/- Par Value	13300000.00	13300000.00
	<b>13300000.00</b>	<b>13300000.00</b>
<b>Subscribed</b>		
1330000 (1330000) Equity Shares of ₹ 10/- Par Value	13300000.00	13300000.00
	<b>13300000.00</b>	<b>13300000.00</b>
<b>Paidup</b>		
1330000 (1330000) Equity Shares of ₹ 10/- Par Value Fully Paidup	13300000.00	13300000.00
	<b>13300000.00</b>	<b>13300000.00</b>

**Holding More Than 5%**

Particulars	31/03/2020		31/03/2019	
	Number of Share	% Held	Number of Share	% Held
SHRI. LOKENDRA SINGH RAJPUT	505000	37.97	505000	37.97
SMT. PUSHPA RAJPUT	280000	21.05	280000	21.05
SMT. RASHMI RAJPUT	545000	40.98	545000	40.98

**2.2 Reserve and Surplus**

Particulars	In ₹	
	31/03/2020	31/03/2019
Profit and Loss Opening	5500527.65	2838423.70
Amount Transferred From Statement of P&L	4223266.47	2662103.95
Amount Transferred From Sundries		
Others	(948444.00)	0.00
	<b>(948444.00)</b>	<b>0.00</b>
	<b>8775350.12</b>	<b>5500527.65</b>
	<b>8775350.12</b>	<b>5500527.65</b>

**2.3 Long Term Borrowings**

Particulars	In ₹	
	31/03/2020	31/03/2019
<b>Term Loan</b>		
<b>Banks</b>		
Secured		
Rupee		
Axis Bank WHR Loan	35895106.00	0.00
<b>Loan and Advances From Related Parties</b>		
<b>Unsecured</b>		
<b>Director</b>		
Lokendra Singh Rajput	4000000.00	0.00
Pushpa Rajput	1800000.00	0.00
Rshmi Rajput	1900000.00	0.00
	<b>43595106.00</b>	<b>0.00</b>

**2.4 Deferred Taxes**

Particulars	In ₹	
	31/03/2020	31/03/2019
<b>Deferred Tax Assets</b>		
Unabsorbed Depreciation	0.00	40494.00
	<b>0.00</b>	<b>40494.00</b>
<b>Deferred Tax Liabilities</b>		
Depreciation	558320.00	273616.00



558320.00

273616.00

## 2.5 Short Term Borrowings

Particulars	In ₹	
	31/03/2020	31/03/2019
<b>Loans repayable on demand</b>		
<b>Banks</b>		
<b>Secured</b>		
P.N.B Bank CC Limit	45451883.69	0.00
YES BANK WHR LOAN A/C	0.00	0.00
S.B.I WHR FIN.A/C (38140602639)	0.00	10582674.00
	<b>45451883.69</b>	<b>10582674.00</b>

## 2.6 Trade Payables

Particulars	In ₹	
	31/03/2020	31/03/2019
<b>Creditors Due Small Micro Enterprises</b>		
AAMEYA POLYMERS LLP,DEWAS	1485479.00	402764.00
AYUSH WEREHOUSE	31500.00	31500.00
GOYAL & COMPANY	30000.00	38000.00
IMP. LEKHAN SINGH MEHANDOLE	2985.00	0.00
IMP. SANDEEP KUMAR SHAKYA	3990.00	0.00
Indersingh/ SHankarlal, Lasudiyabazaar	86000.00	0.00
Ishwar Singh/Nagji Singh, Jhokara	77310.00	0.00
PADMASHRI SEED FARM, PASCHIM (W.B.)	281028.00	281028.00
SHIVANI PRINTERS, UJJAIN	33525.00	61500.00
SMT. PUSHPA RAJPUT JI	162000.00	400000.00
SMT. RASHMI RAJPUT JI (VARDAAN W/H)	239500.00	900000.00
AGRI JUNTION, JHURIA	0.00	20321.00
AJAY SHRIWASTAWA	0.00	2457.00
AJAY TRIPATHI	0.00	4677.00
ANUSHKA SEEDS & AGRITECH, ASHOK NAGAR	0.00	1480078.00
ASHOK RAJPUT JI	0.00	18896.00
AYUSHMAN CARDS N GRAPHICS UJJAIN	0.00	443.00
BAJRANG BALI YADAV SALARY	0.00	26656.00
GORAKH PRASAD (SALARY)	0.00	21896.00
GOYAL KRSHI SEWA KENDRA AGAR	0.00	9360.00
HIMANSHU SINGH JADON	0.00	122280.00
HITESH R. GANTAWAR	0.00	31416.00
IMP BAJRANG BALI YADAV JI	0.00	4223.00
IMP HITESH RAMBHAU GHANTAWAR	0.00	3005.00
IMP MANOJ KUMAR THAKUR	0.00	44122.00
IMP. GORAKH PRASAD OFFICE EXP.	0.00	1201.00
IMP. GORAKH PRASAD TRAVELING EXP.	0.00	8765.00
IMP. SANJAY KU. SUMAN	0.00	9077.00
IMP. SANJAY KUMAR MISHRA	0.00	18725.00
IMP. SUDESH JAIN	0.00	36759.00
IMP. SUNIL KUMAR SINGH	0.00	84488.00
INDU SCREEN,UJJAIN	0.00	3200.00
JAMLKAR TRADING CO. TAMSANANDED	0.00	2470.00
KISAN BEEJ BHANDAR, BAGHAULI	0.00	910.00
KISAN BEEJ BHANDAR, MOHANLALGANJ, LUCKNOW	0.00	8522.00
KISAN KRISHI SEVA KENDRA HALDIDALI, NOUTANVA	0.00	10037.00
KISAN MITRA KHAD EVAM PASHU AAHAR KENDRA, GORAKHPUR	0.00	23421.00
LAKHAN JAISWAL	0.00	21512.00
LAXMINARAYAN CHOUHAN	0.00	9112.00
LUV KUSH BEEJ BHANDAR, MUNGER	0.00	13458.00
MAHAK JAIN & ASSOCIATES	0.00	5000.00
MALPANI TRANDING COMPANY, JHALAWAD	0.00	7100.00
MANOJ KUMAR THAKUR	0.00	31892.00
MORYA BEEJ BHADAR, SAHGANJ JOUNPUR	0.00	28281.00
MOULI AGRO AGENCIES, BHUSAWAL	0.00	3000.00
NATIONAL BULK HANDLING CORPORATION PVT. LTD	0.00	73220.00
NATIONAL ROAD LINES, WARANGAL	0.00	39950.00
NEW NAMAN ROAD LINES,ASHOK NAGAR	0.00	55668.00
NITESH SHARMA (SALARY)	0.00	6037.00
PADMINI SEEDS JALNA M.H.	0.00	26500.00
PANKAJ SOLANKI	0.00	13657.00
PITAMVER BAGHEL	0.00	15000.00
POONAM KANHOUA	0.00	13097.00





PREM KUMAR MAHTO SALARY	0.00	16000.00
RAHUL SHARMA (POOJA COMPUTER )	0.00	10000.00
RAJENDRA RAI RAFFOO	0.00	45176.00
RALIN POLYMERS PVT. LTD.	0.00	332276.00
RATI RAM	0.00	7000.00
RUDRAPRATAP SHAHI	0.00	2581.00
SANDEEP SHAKYA	0.00	2937.00
SANJAY KRISHI SEVA KENDRA, REHTI	0.00	2820.00
SANJAY KUMAR SUMAN	0.00	10112.00
SANJAY MISHRA	0.00	13234.00
SHANTILAL DANGAR	0.00	6000.00
SHARMA KRISHI KENDRA , SOYATKALA	0.00	1520.00
SHIVSHRASTI KRISHI KENDRA, HADGAON	0.00	25000.00
SHUBHAM TANWAR	0.00	5175.00
SRIJAN IMAGICRAFT PVT.LTD.	0.00	10000.00
SUDHIR BHAWSAR SALARY	0.00	13657.00
SUNIL KUMAR SINGH	0.00	24980.00
TIWARI KRISHI KENDRA, AGAR	0.00	601.00
TRIVEDI PESTICIDES,UNNAV	0.00	10088.00
VIJAY PRAKASH SHUKLA	0.00	9000.00
<b>Creditors Due others</b>		
ALLANUR/ HAJI ASGAR PATEL ,NALESHRI	178782.00	213820.00
Ajay Traders Ujjain (Construction)	320560.00	0.00
Arabali Munshi Ji Nafeshree	83437.00	0.00
Arihant Industries Ujjain (Processing Supplier)	75723.00	0.00
Deepak Sharma/Satyanarayan Brajrajkhedi	361803.00	0.00
Dharmendra Dhakad Ji	10000.00	0.00
Dilip Transporter (Prem Lal)	22642.00	0.00
Gopal/Jeevan Singh Rupakhedi	63300.00	0.00
Jagdish Sharma/Laxminarayan Ji Rula	481410.00	0.00
Jai Mahakal Inta Nir mata & Vikrata	27600.00	0.00
Jai Singh/Hakam Singh, Paslod	54316.00	0.00
Jeevan Singh /Govardhan Rajput , Tulaheda Ghattia	570317.00	0.00
Kuldeep Parmar	3459.00	0.00
Leela Nagar/Jaishankar Nagar, Ujjain	317300.00	0.00
Maa Ambika Seeds and Agritech, Ujjain	61847.00	0.00
Madam Singh/ Prem Singh Nawada	139428.00	0.00
Moksh Industries, Ujjain	830060.00	0.00
Rajat Enterprises Food Agro, Ujjain	186581.80	464193.00
Pappu/Javed Ji, Nafeshree	193226.00	0.00
Rajendra Singh/Gokul Singh, Panvihar	122189.00	0.00
Rajesh/Shivnarayan Sharma, Brajrajkhedi	166037.00	0.00
Rajput Traders, Ujjain	31500.00	0.00
Ramesh/Shankar Ji Lasudiya Bazaar	179619.00	0.00
Rameshwar/Badrilal Akhirkheda	240211.00	0.00
Ram Singh/Dhul Singh Ji Dharakheda	282055.00	0.00
Sapna Vinayak(Santosh Raffoo) (Hammali)	3601.00	0.00
S.B Soft Solutions (Tally)	26684.00	0.00
Shankarlal/Raghunath, Lasudiya Bazar	243681.00	0.00
Travel Ready	6433.00	0.00
Vikram Singh/Sevaram Ji Brajrajkhedi	88974.00	0.00
Vinod Sharma/ Laxminarayan Ji Brajrajkhedi	74616.00	0.00
BHAGWAN SINGH / HAKAMSINGH , JALALKHEDI	0.00	167600.00
ASGAR / IBRAHIM, NALESHREE(BHONJUKHEDI)	0.00	175134.00
BALUSINGH / BAPU SINGH , BRIJRAJ KHEDI	0.00	266828.00
BALESHWAR / TOLARAM, KARNAVAD	0.00	277681.00
KESAR SINGH / TOLARAM, KARNAVAD	0.00	281180.00
FARUKH PATEL AJIJ PATEL, NALESHREE	0.00	422310.00
KARANSINGH BHAIKUSINGH, KUWARIYA	0.00	446668.00
HAJI RAIS/ HAJI IBRAHIM, NALESHRI TARANA	0.00	608701.00
Tolaram/ Bheruji Anjana, Kasba Ujjain	0.00	137680.00
Ratansingh / Ambaram Ji , Brajrajkhedi	0.00	71935.00
Ramchandra / Bherulal Gothada	0.00	5079.00
Rajendra Choudhary	0.00	110000.00
Kalusingh/ Tolaram ,Karnavad	0.00	116517.00
Jaswantsingh/ Hakamsingh, Jalalkhedi		83640.00
Hiralal / Ambaramji , Brarajkhedi		80934.00





Hakamsingh / Bherulal , Gothada	0.00	5076.00
Hakamsingh / Ambaram, Eitava	0.00	430588.00
Dilip Kumar Pukhraj	0.00	74344.00
	<b>7880708.80</b>	<b>9462726.00</b>

## 2.7 Other Current Liabilities

Particulars	31/03/2020	31/03/2019
<b>Other payables</b>		
<b>Employee Related</b>		
<b>Accrued Salary Payable</b>		
PROVISION FOR SALARY	656403.00	0.00
OUTSTANDING SALARY	496529.00	0.00
<b>Tax Payable</b>		
<b>Other</b>		
CGST 9%	(630.00)	0.00
SGST 9%	(630.00)	0.00
GST RECEIVABLE	0.00	(1260.00)
<b>Retention Money Payble</b>		
DEALER SHIP DEPOSIT	1285000.00	960000.00
<b>Other Current Liabilities</b>		
ANAND KRISHI KENDRA BADNERA AMRAWATI	3579500.00	2100000.00
ANAND KRISHI SEVA KENDRA, MALEGAON, WASHIM	3866634.00	837330.00
ASHISH KRUSHI SEVA KENDRA, YEODA	500000.00	500000.00
BALAJI FERTILIZER, WARORA	2561200.00	1653500.00
BALAJI KRUSHI SEWA KENDRA, NANDED	1128306.00	2297759.00
DILIP BEEJ BHANDAR, SARAİKELA	85998.00	200000.00
DIWASE KRISHI KENDRA, BHADRAWATI	208789.00	150000.00
JETHMAL BHAWARLAL SARDA , CHANDRAPUR	1081483.00	283114.00
KEDAR KRUSHI SEVA KENDRA, LATUR	857875.00	2087850.00
KISAN KRISHI SEWA KENDRA CHANDRAPUR	252530.00	200000.00
PRAKASH BEEJ BHANDAR, ITKHORI	48300.00	48300.00
PRATHAVI AGRO SERVICES, AHMEDNAGAR	5820.00	150000.00
PUNJAB BEEJ BHANDAR, LUCKNOW	155000.00	110000.00
SNEH SAGAR ENTERPRISES AKOLA	8325000.00	1500000.00
VARUN SEEDS AND FERTILLZER SELU	1400000.00	300000.00
VASUNDHARA FERTILIZER, NANDED	8193447.00	1987562.00
YOGENDRA KRISHI VIKAS KENDRA, BARGHAT SEONI	18610.00	33840.00
VINOD SHARMA BRAJRAJKHEDI	0.00	0.00
VIKRAM SINGH SAWAR MAL JI	0.00	0.00
VIJAY FERTILIZER	200000.00	0.00
VERMA BEEJ BHANDAR	207250.00	0.00
UNNAT KRISHI KENDRA FATUHA	78348.00	0.00
UMRA KRISHI KENDRA DEOLI	840000.00	0.00
SWATI AGRO AGENCIES	163800.00	0.00
SUPERDEAL AGRO SARVICES	11820645.00	0.00
SONAR MAHRAJ KRUSHI KENDRA BARSII	200000.00	0.00
SHRI GIRIRAJ KRISHI AKHLA BALAPUR	300000.00	0.00
SHIVHARE KRISHI KENDRA FAIZABAD	27650.00	0.00
SETKARI KRISHI SEWA KENDRA	400000.00	0.00
SANTOSH KRUSHI SEWA KENDRA	200000.00	0.00
RAMNATH KRUSHI SEWA KENDRA, AUSA	100000.00	0.00
PURSHOTTAM PRASAD AGRAWAL	1511577.00	0.00
PRIYAKANT PANJIYARA HANSDIHA	82212.00	0.00
POOJA KRISHI SEVA KENDRA, GAROTH	425.00	0.00
NITIN SEEDS STORES AJAMGHAR	78043.00	0.00
NITIN MARKETING SERVICES PVT. LTD NAGPUR	4964000.00	0.00
NATHA MAL CHAMPALAL KOCHAR, MALKAPUR	17200000.00	0.00
MORYA BEEJ BHANDAR	20726.00	0.00
MANTRI KRISHI SEWA KENDRA BEED	800000.00	0.00
MALPANI TRADING COMPANY JHALAWAD	7100.00	0.00
MAHALAXMI KRISHI SEWA KENDRA MULTAI	6400.00	0.00
LUV KUSH BEEJ BHANDAR	13458.00	0.00
KUSHWAH KRISHI KENDRA GIRIDIH	17744.00	0.00
KHUSHI VAIBHAV SEEDS & FERTILIZERS PVT. LTD, ARNI	45591298.80	0.00
KRISHI VSTU BHANDAR, OSMANABAD	200000.00	0.00
KRISHAK SEWA KENDRA JHARKHAND	412025.00	0.00
KISAN MITRA KHAD AWAM PASHU AAHAR KENDRA GORAKHPUR	199232.00	0.00
KISAN KRISHI SEWA KENDRA, HALDIDALI, NOUTANVA	1972.00	0.00
KISAN BEEJ BHANDAR MOHANLALGANJ LUCKNOW	35702.00	0.00



KISAN BEEJ BHANDAR BAGHAULI	85726.00	0.00
KISAN AGRICO GHARWA, JHARKHAND	76400.00	0.00
KHUSHBOO KHAD BEEJ BHANDAR, GIRDIH	100000.00	0.00
KAMALA URVARAK BHANDAR, JHARKHAND	11512.00	0.00
J.K AGRI SEEDS BANSBADA (RAJ)	8220.00	0.00
JAMLIKAR TRADING CO. TAMSA NANDED	2470.00	0.00
JAJU BEEJ COMPANY BALRAMPUR	67425.00	0.00
GANPATI SEEDS CO. PVT LTD, LUCKNOW	1500.00	0.00
GANESH KRUSHI VIKAS KENDRA, PARBHANI	400000.00	0.00
GANESH KRISHI SEWA KENDRA, NILANGA	285000.00	0.00
CHANDRA BEEJ BHANDAR HARNOUT NALANDA	3425.00	0.00
CHANDAK TRADERS RAJURA	1163000.00	0.00
BHARAT BEEJ BHANDAR, KHAMGAON	7280000.00	0.00
BHAGYA LAXMI SEEDS KALWAN NASHIK	166560.00	0.00
BALA JI ENTERPRISES, UNNAV	160195.00	0.00
BAJRANG TRADING COMPANY GANGAPUR	18750.00	0.00
BAGHEL MACHINERY & BEEJ BHANDAR	213360.00	0.00
AMAN SEEDS COMPANY, RAIBARELLY (U.P)	200000.00	0.00
ADARSH AGRO AGENCIES, JALGAON	537515.00	0.00
MODI TRADING COMPANY, TIKAMGAD	2000.00	0.00
PANDILWAR FERTILISERS, LATUR	6545450.00	0.00
PURVANCHAL SEEDS AND PESTICIDES, BAHARAICH	23041.00	0.00
ABHINAV KRUSHI UDYOG, PARATWADA	0.00	300000.00
ATUL TRADING COMPANY KARANJA WASHIM	0.00	1783760.00
BHUSHAN AGRO AGENCIES, NAGPUR	0.00	250000.00
BISEN KRISHI KENDRA, LALBARRA	0.00	100000.00
CHANDAK KRUSHI KENDR WARDHA	0.00	488000.00
DATTA KRISHI MANDIR AMRAVATI	0.00	321000.00
GANESH BEEJ BHANDAR GODDA JHARKHAND	0.00	75751.00
KHANDELWAL KHAD BHANDAR WARA SEONI	0.00	200000.00
KRISHI SAMRUDHI, AMRAWATI	0.00	484662.00
KRUSHI VAIBHAV SEEDS & FERTILIZER PVT. LTD. ARNI	0.00	24372105.00
KUMAR SEEDS CENTER, BHAGALPUR	0.00	300000.00
NEHA ENTERPRISES, LATUR	0.00	100000.00
PATEL KRISHI SEVA KENDRA, BELKONI-NANDED	0.00	146492.30
R.R. HEDA MANORA, WASHIM	0.00	332714.00
RATHI SEEDS COMPANY, WARDHA	0.00	1020000.00
SAI VEER KRISHI VIKAS KENDRA, RAIPUR	0.00	316377.00
SHRI GIRIRAJ TRADERS, JHALRAPATAN	0.00	100000.00
SHRI OM KRUSHI SEVA KENDRA NANDED	0.00	101000.00
SUVED SEEDS MARKETING WARDHA	0.00	200000.00
TAORI KRUSHI KENDRA, KELZARA-WARDHA	0.00	400000.00
VYANKATESH KRUSHI SEWA, WASHIM	0.00	997056.00
	<b>137736320.60</b>	<b>47786912.30</b>

## 2.8 Short Term Provisions

Particulars	In ₹	
	31/03/2020	31/03/2019
<b>Employee Benefits</b>		
<b>Provident Fund Scheme</b>		
EMPLOYEE CONTRIBUTION OF P.F.	33816.00	22408.00
<b>Other Employee Liabilities Related Provision</b>		
EMPLOYEE CONTRIBUTION OF ESIC	1607.00	3819.00
<b>Tax Provision</b>		
<b>Current Tax</b>		
PROVISION FOR TAX	1165000.00	0.00
<b>Others</b>		
ANKUR GOYAL & CO.	20000.00	51090.00
TDS (PROFESSIONAL) 94 J	3500.00	6780.00
TDS (RENT) 94 I	29000.00	29000.00
TDS (SALARY)	86080.00	19200.00
TDS 94 C - CONTRACTORS (SUB)	3568.00	0.00
ESIC PAYABLE	6943.00	0.00
PF PAYABLE	36504.00	0.00
	<b>1386018.00</b>	<b>132297.00</b>





2.9 Tangible assets

In ₹

Particulars	Gross				Depreciation					Impairment				Net	
	Opening	Addition	Deduction	Closing	Opening	During Period	Deducti on	Other Adj.	Closing	Opening	During Period	Reversal	Closing	Closing	Opening
<b>Building</b>															
BUILDING	4315532.13			4315532.13	600432.00	68185.00			668617.00					3646915.13	3715100.13
<b>Total</b>	<b>4315532.13</b>			<b>4315532.13</b>	<b>600432.00</b>	<b>68185.00</b>			<b>668617.00</b>					<b>3646915.13</b>	<b>3715100.13</b>
Building															
Office Building															
Factory Building															
WAREHOUSE BUILDING		8967513.00		8967513.00		9320.33			9320.33					8958192.67	
<b>Total</b>		<b>8967513.00</b>		<b>8967513.00</b>		<b>9320.33</b>			<b>9320.33</b>					<b>8958192.67</b>	
Other Building															
<b>Plant and Machinery</b>															
OFFICE EQUIPMENT	158405.00			158405.00	132151.00	10027.00			142178.00					16265.00	28539.00
COMPUTER & PERIPHERAL	77539.00			77539.00	49005.00	52274.00			61274.00					22502.00	247367.00
Weigh Filling & Sealing Machine	344000.00			344000.00	96533.00	21775.00			118408.00					29867.38	32824.38
MACHINERY	45131.38			45131.38	12307.00	2857.00			35164.00					92891.00	101753.00
Air compressor	140000.00			140000.00	38247.00	8862.00								21446.00	23662.00
CONVEYER	35000.00			35000.00	11336.00	2218.00			13554.00					377163.00	413511.00
SEEDS COATING MACHINE	573750.00			573750.00	160239.00	36318.00			196557.00					173626.00	191682.00
MACHINERY HITACHI	285250.00			285250.00	93568.00	18058.00			111624.00					47594.00	51858.00
MACHINERY EQUIPMENT	95780.00			65782.00	13924.00	4164.00			18088.00					113037.00	76992.00
SCREEN PURCHASE	104300.00	42420.00		146720.00	27306.00	5475.00			32783.00					746447.00	
PLANT & MACHINERY WAREHOUSE		7506871.00		7506871.00		42397.00			42397.00					157410.00	21871.00
Plant & Machinery	32500.00	138000.00		170500.00	10529.00	2658.00			15087.00					8736725.38	1216413.38
<b>Total</b>	<b>1881657.38</b>	<b>7867281.00</b>		<b>9548948.38</b>	<b>645244.00</b>	<b>165978.00</b>			<b>812223.00</b>						
Equipments															
Office Equipments															



AIR CONDITIGNER	35501.00			35501.00	24717.03	6745.19			31462.22				4038.78	10783.87
MOBILE		119000.00		119000.00		16864.84			16864.84				102135.16	
INVERTOR		27500.00		27500.00		157.04			157.04				27342.96	
Total	35501.00	146500.00		182001.00	24717.03	23767.07			48484.10				133516.90	10783.97
Computer Equipments														
COMPUTER	96250.00	25164.00		121414.00	50248.47	31399.52			81647.99				38706.01	46001.53
Total	96250.00	25164.00		121414.00	50248.47	31399.52			81647.99				38706.01	46001.53
Furniture and Fixtures														
FURNITURE	311904.00	13000.00		324904.00	169465.00	30171.00			199636.00				125268.00	142439.00
Total	311904.00	13000.00		324904.00	169465.00	30171.00			199636.00				125268.00	142439.00
Vehicles														
Motor Vehicles														
Grand Total	6620844.51	16639465.00	0.00	23460312.51	1490106.50	328821.92	0.00	0.00	1819928.42	0.00	0.00	0.00	2164038.409	5130738.01
Previous	6549312.51	71532.00	0.00	6620844.51	1942278.01	447828.49	0.00	0.00	1490106.50	0.00	0.00	0.00	3130738.01	5507034.59





3.0 Intangible assets

Particulars	Gross				Amortisation					Impairment				Net	
	Opening	Addition	Deduction	Closing	Opening	During Period	Deducti on	Other Adj.	Closing	Opening	During Period	Reversal	Closing	Closing	Opening
Computer Software															
TALLY SOFTWARE		38940.00		38940.00		7788.00			7788.00						31152.00
BB SOFT BDLUTION TALLY		12744.00		12744.00		2548.80			2548.80						10195.20
Total		51684.00		51684.00		10336.80			10336.80						41347.20
Grand Total	0.00	51684.00	0.00	51684.00	0.00	10336.80	0.00	0.00	10336.80	0.00	0.00	0.00	0.00	41347.20	0.00
Previous	0.00	0.00	0.00	0.00	0.00	0.00	0.00	0.00	0.00	0.00	0.00	0.00	0.00	0.00	0.00



## 3.1 Inventories

Particulars	In ₹	
	31/03/2020	31/03/2019
Finished Goods STOCK	106750505.84	57648960.00
	106750505.84	57648960.00

## 3.2 Trade receivables

Particulars	In ₹	
	31/03/2020	31/03/2019
Trade Receivable		
Secured, considered good		
Within Six Months		
Aditya Enterprises (Goradih)	166000.00	50000.00
Anku Krishi Krishi (Patna )	92571.00	92571.00
Ashirwad Traders, Mujaffarpur	837740.00	194940.00
Chaman Traders Khad Beej Bhandar	18256.00	18256.00
Dattkripa fertilizers (Ioha Goan)	22260.00	22260.00
Hariyali Beej Bhandar	2230.00	12000.00
Ajay Shrivastav	15130.00	2225.00
kanhiya lai Mahawar	78613.00	20089.00
Krishi Samadhan Kendra	15860.00	8456.00
Maa Tara Traders (nath Nagar)	41605.00	41605.00
Mahaveer Agro (bihar sharif)	2520183.00	2570183.00
Pakiza Enterprises	47761.00	272740.00
Prakash Beej Bhandar (Danapur)	78250.00	78250.00
Rajkumar Agrawal	193374.00	99136.00
Rohit Khad Beej Bhandar	63555.00	99720.00
Rohit Khad Beej Bhandar		
Satguru beej bhandar (Gwalior)	42040.00	150800.00
Shanti Enterprises Garwaha	682712.00	104570.00
Shiv Kripa krishi Seva kendra	24000.00	24000.00
Shri balaji krishi kendra	17200.00	17200.00
Shri Durga Beeh Bhandar	69520.00	3520.00
Shri Ganesh khaad Beej Bhandar	23966.00	38626.00
Swastik Traders	14550.00	34550.00
Viraj Agro	39.00	3439.00
virendra singh brajrajkhedi	6000.00	0.00
vinay khad beej bhandar	7000.00	0.00
vikram singh /lakshman ji	28800.00	0.00
vijay beej bhandar nagod satna	49843.00	0.00
vijay beej bhandar chouparan	343600.00	0.00
vidhan agro sales guna	56400.00	0.00
Trivedi Pesticides Unnav	912.00	0.00
T rajendra reddy	25000.00	0.00
swati machinery krishi sheba kendra	367006.00	0.00
Suvedh seeds marketing vardha	415297.00	0.00
Sunil dayaram ji	18000.00	0.00





sharma krishi kendra	480.00	0.00
shanti lala lalchandra krushi kendra	55358.00	0.00
shankar lal okar lal brajkhedi	14400.00	0.00
shankar lal kalusingh ji	12000.00	0.00
shaktiman seed ranchi	18550.00	0.00
S.G group agri science P.v.t	460330.00	0.00
shanjay beej bhandar chhindwara	49880.00	0.00
roshan	102.00	0.00
rawa agro hosangadab	183000.00	0.00
rashi seeds vardha	12451.00	0.00
ratan singh / ambaram ji	9600.00	0.00
ram swaroop mahesh chandra agrawal	68500.00	0.00
ram raja sarkar trading com.	30000.00	0.00
ram das ji /ramchandra ji	4800.00	0.00
ramdas gupta	15000.00	0.00
rakesh sharma	364500.00	0.00
rajesh ram singh brijrajkhedi	21600.00	0.00
rajesh mayaram brijraj khedi	14400.00	0.00
radheshyam / umkatal	13200.00	0.00
praksh seeds jharkhand	311735.00	0.00
patel brothers rewa	103757.00	0.00
nitin agrawal ji guna	22000.00	0.00
nirbhay singh motiram	24000.00	0.00
new kushwah beej bhandar	648810.00	0.00
nathusingh bapusingh brijrajkhedi	24000.00	0.00
naresh dhakar s/o pritam singh	40000.00	0.00
mouli agro bhushawal	60694.00	0.00
morya beej bhandar	11638.00	0.00
mohan lal bheru singh brajrajkhedi	8400.00	0.00
manish ji	9000.00	0.00
madesh balu singh brijrajkhedi	19400.00	0.00
kumar krishi kendra	214100.00	0.00
kumar krishi kendra devghar	247699.00	0.00
krishna enteprises kurvi	18560.00	0.00
kishan agro seeds bihar	32000.00	0.00
karan singh jagannath singh	15600.00	0.00
jeevan singh dayaram singh brijrajkhedi	12000.00	0.00
inder sing badrilal	24000.00	0.00
ilk trend ranchi	104710.00	0.00
hiralal ambaram ji	9600.00	0.00
Hate Singh Jagannath Singh	6000.00	0.00
goyal krishi seva kendra aagar	623360.00	0.00
goyal enterpricises ambikapur	93000.00	0.00
gorakhpur kisan ghar	14460.00	0.00
G naveen /G chinna narshi	3943.32	0.00
girdhari lal umkatal ji	9600.00	0.00
ganesh beej bhandar jharkhand	40935.00	0.00
gajanan krushi sewa kendra	221500.00	0.00
gajanan krushi sewa kendra timrani	35380.00	0.00
faruk patel aji patel	20100.00	0.00
dubay cement & fertilajar	60990.00	0.00
dhanya seed p.v.t indore	563640.00	0.00
dhansingh sewaram ji	12000.00	0.00
devendra pamar	7840.00	0.00
chandra singh kachru singh	249628.00	0.00
chetnya krushi sewa kendra	2345.00	0.00
bisen krishi kendra	33480.00	0.00
vikash ent dumka	61635.00	0.00
bhusan agro nagpur	29472.00	0.00
bhavani krishi bhandar	17638.00	0.00
balu singh bapu singh	31200.00	0.00
balaji agro ranchi	109004.00	0.00
babulal rajaram	7200.00	0.00
avinash giri	89200.00	0.00
ashok balu singh	22800.00	0.00
asha seeds jonpur	2640.00	0.00
arif mohammad	6305.00	0.00
anpurna beej bhandar	34330.00	0.00
agrawal traders gwaliyar	5160.00	0.00
aadrash agro baran	36719.00	0.00
adarsh krishi sewa kendra itarsi	48480.00	0.00
Kumar Seeds Centre Bhagalpur	15000.00	0.00
Hakam Singh Zhokra	0.00	79518.00
Indian Agro bihar	0.00	45512.00



Kushwaha Beej Bhandar	0.00	71320.00
Kushwaha Fertilizers Center	0.00	17808.00
Narayan Traders	0.00	19735.00
Agrwal Beej Bhandar Satna	0.00	54000.00
Pari trading company	0.00	11810.00
Profiles packeging	0.00	5500.00
Purwanchal seeds & Pestisized	0.00	8839.00
Rk Trading company	0.00	12570.00
Raj krishi kendra	0.00	3060.00
Rishi Traders	0.00	12000.00
Sahu krishi Seva Kendra	0.00	10108.00
Shri Goyal Fertilizers	0.00	4130.00
Vikash Krishi Kendra Gaya	0.00	74316.00
Advocate Mathur Ji	0.00	5000.00
Agro seeds and Biotech (Ashok Nagar)	0.00	7452402.00
Ajant Agro Agencies (Akola)	0.00	27956.00
Anil tanwar	0.00	30804.00
Ankit Fertilizers (Bihar)	0.00	102080.00
Aashish Paregi	0.00	19263.00
Baheti Krishi seva kendra (Mangrupar)	0.00	21450.00
Chandra Beej Bhandar	0.00	6575.00
Duraga Prasad jatav	0.00	325.00
Gupta Beej Bhandar (Jhasi)	0.00	194273.00
Hari ram Bheru Lal	0.00	26750.00
Sumitra Bai Bhome	0.00	25000.00
Jai maa Bhawani beej bhandar	0.00	12016.00
Jaju Beej Company	0.00	3725.00
Kavindra Yadav	0.00	583984.00
Khandelwal Sales orgination Ujjain	0.00	300040.00
Kishan Beej Bhandar (kandir ganj)	0.00	20000.00
Krashak Seva Kendra (Jharkhand)	0.00	32002.00
Kushwaha Beej Bhandar Gaya	0.00	33774.00
Maa Buadatti	0.00	29880.00
Malwa Mills	0.00	5319.00
Narayna Das	0.00	6832.00
Nirbhay Singh Ujjain	0.00	107750.00
Shree nath krishi Sadan	0.00	58500.00





Shri Siddh Guru Khad Beej Bhandar	0.00	4040.00
SLV SEEDS PVT LTD	0.00	291780.00
Sudesh Jain Salary	0.00	3200.00
Sunil singh Bihar	0.00	45520.00
Vaibhav Krishi Kendra	0.00	59040.00
BADRI LAL SHANKAR LAL	0.00	20900.00
<b>Exceeding Six Months</b>		
Ankit Fertilizers (Bihar)	200000.00	441052.00
Chetanya Traders, Lakhboon	15120.00	15121.00
Durgesh Agri Clinic	118614.00	118614.00
Firangi Lal Kushwaha	39490.00	59490.00
Gajanand Agencies ( jalwa bazar)	48230.00	48230.00
Hariyali Krishi kendra Gaya	10839.00	15510.00
Indian Beej Bhandar (Multai)	41000.00	41000.00
Jyoti Krishi Kendra	83371.00	11071.00
Kalpana Trading Compnay	102920.00	102920.00
Kashi Beej Compnay	459727.00	182318.00
Kheti Badi Samasti Pur	6000.00	6000.00
Krishi Vikas Kendra (Jamuhi)	27520.00	87520.00
Krishna Beej Bhandar	27050.00	54550.00
Kumar Beej Bhandar	0.00	11325.00
Maa Ambe Beej Bhandar Seoni	93000.00	64632.00
Mandal Trading Rani Ganj	88580.00	108580.00
New Jai kishan Beej Bhandar (Datiya)	195629.00	245629.00
Panwar Krishi kendra	36262.00	56262.00
Patel Krishi seoni	460.00	8480.00
Rahul krishi Seva kendra	11580.00	11580.00
Raja krishi kendra	87888.00	207888.00
Sagar Beej Bhandar, Buxar	85028.00	93528.00
Sai baba krishi Seva Kendra	128000.00	128000.00
Shetkar Krishi Sevan kendra	12550.00	12550.00
Shiv Shakti Enterprises	97903.00	268543.00
Shivneri Krushi Seva Kendra	221730.00	18300.00
Shri Beej Bhandar Sivan	39217.00	39217.00
Vikram Singh/Beru Singh	(125060.00)	28800.00
	<b>14362759.32</b>	<b>16406252.00</b>

### 3.3 Cash and cash equivalents

Particulars	In ₹	
	31/03/2020	31/03/2019
Cash in Hand	854597.00	319513.00



Balances With Banks		
Balance With Scheduled Banks		
Current Account		
BOI-910920110000238	73072.50	1975.15
PUNJAB NATIONAL BANK A/C -0459002100045974	22828.26	98035.87
YES BANK 038183800000172	0.00	0.00
SBI A/C - 38061301234	0.00	207.92
	<b>950497.76</b>	<b>419731.94</b>

### 3.4 Short-term loans and advances

Particulars	In ₹	
	31/03/2020	31/03/2019
<b>Loans and advances to others</b>		
<b>Unsecured, considered good</b>		
ARCHANA JHA HYD		0.00
BALAJI ENGINEERING WORKS, INDORE	12000.00	
B.L ENGINEERING WORKS, UJJAIN	250000.00	0.00
CK JAIN AND ASSOCIATES	40000.00	0.00
FOWLER WESTRUP INDIA PVT. LTD, KARNATAKA	25000.00	0.00
HARYALI AGRO ENTERPRISES, UJJAIN	100000.00	0.00
IMP LAVISH AGRAWAL	77401132.00	0.00
KISAN HYBRID SEEDS, NIZAMABAD	20000.00	0.00
PRABHAKAR AGRO SEEDS, AURANGABAD	200000.00	0.00
RENUKA HYBRID SEEDS, CHIKHLI	125000.00	0.00
SURYAPUTRA ENGINEERING WORKS	27825000.00	0.00
TATWA AGRI BIOTECH	200000.00	0.00
VADALA KALYANI	2100000.00	0.00
	100000.00	0.00
<b>Secured, considered good</b>		
AMIT KUMAR BHAGALPUR		0.00
ANIL TANWAR	7200.00	
ASHIS JUMLE	31697.00	0.00
ASHISH PAREGI	11024.00	0.00
ASHOK RAJPUR JI	21978.00	0.00
ASHOK RAJPUT	1440.00	0.00
BAJRANG BALI YADAV	300000.00	0.00
DAYANAND SHARMA	62285.00	0.00
DURGAPRASHAD JATAV	7200.00	0.00
HAKAMSINGH JHOKRA	769.00	0.00
HIMANSHU SINGH JADON	79518.00	0.00
HITESH R GANTAWAR	373200.00	0.00
IMP ASHOK RAJPUT JI	2400.00	0.00
IMP MAHESH JI BIRADAR	534.00	0.00
IMP MANOJ KUMAR THAKUR	10000.00	0.00
IMP RAJIV KUMAR VARMA	10000.00	0.00
SHELENDRA KUMAR BIHAR	5000.00	0.00
IMP SHIVAJI RAMESHWAR	10000.00	0.00
JAQNTA TANT AND EVENTS BHOPAL	10000.00	0.00
KAVENDRA YADAV	1000000.00	0.00
KEDAR NATH BHARTI	595384.00	0.00
LAKHAN SINGH MANDOLE	1201.00	0.00
MAHESH K BIRADAR	1140.00	0.00
MANOJ KUMAR THAKUR	960.00	0.00
PREM KUMAR MAHTO	42400.00	0.00
PROFILES PACKAING	1178.00	0.00
RAJEEV KUMAR VARMA	5500.00	0.00
RAJNEET SINGH	978.00	0.00
SHANJAY MISHARA	958.00	0.00
SHALENDRA KUMAR	1440.00	0.00
SHIVA JI RAMESHWAR SOLANKI	1224.00	0.00
SLV SEEDS PVT LTD	1272.00	0.00
TUMULA BHANU MAL	291780.00	0.00
UPENDRA GOSHAWAMI	5500.00	0.00
VIDYA SAGAR	923.00	0.00
COMMERCIAL TAX F.D.R A/C	10000.00	0.00
ATMARAM / MOTIRAM PIPLIYA	5000.00	5000.00
BAPUSINGH / RUGHNATH BALODA	0.00	197000.00
FARUKH / AZIZ PATEL, NALESHRI	0.00	191000.00
HAJI RAES / IBRAHIM, NALESHIR	0.00	551565.00
INDAR SING / RATANSING RUI	0.00	568495.00
JIVAN / GOVARDHAN TULAHEDA	0.00	192000.00
KARANSING / MANGILAL DHANDA BHALLA	0.00	189000.00
LAKHAN / DASHRAT PALKHEDI	0.00	189000.00
LILA BAI/ BHANWAR SING ALOTJAGIR	0.00	195000.00
	0.00	195000.00





PRAHLAD / KANWAR JHOKRA	0.00	192000.00
PURALAL / RAMSING LASUDIYABAJAR	0.00	189000.00
PUSHPA KIRAR JI	0.00	10000.00
RAHUL / GYANSING LIMBAPIPLIYA	0.00	192000.00
RAKESH / KACHRU KADCHA	0.00	193000.00
RAMESHWAR / BALU KUKALKHEDA	0.00	193000.00
ROHIT / DHANSING SIKANDARI	0.00	196000.00
SANJU / BADRILAL JHOKRA	0.00	190000.00
SEWARAM / RAMSING JAGOTI	0.00	189000.00
SHANKARLAL / BAHADUR AJAMPURA	0.00	180000.00
TARUN / LAXMINARAYAN KADCHA	0.00	196000.00
VIKRAM / RAMSING DHATRAWDA	0.00	192000.00
	<b>111309215.00</b>	<b>4584060.00</b>

### 3.5 Other current assets

Particulars	In ₹	
	31/03/2020	31/03/2019
CGST CASH LEDGER	3444.00	3444.00
ADVANCE TAX	1100000.00	850000.00
INCOME TAX RECEIVABLE	184240.00	0.00
SGST CASH LEDGER	3444.00	3444.00
TDS RECEIVABLE	74000.00	0.00
MISC. EXP. (WRITTEN OFF)	108320.00	20800.00
UNITED INDIA INSURANCE COMPANY	1958450.00	1930829.00
THE ORIENTAL INSURANCE CO. LTD	197100.00	0.00
	<b>3628998.00</b>	<b>2808517.00</b>

In terms of our attached report of even date  
For ANKUR GOYAL & COMPANY  
CHARTERED ACCOUNTANTS  
FRN : 0011407C

CA ANKUR GOYAL

(PARTNER)  
M. NO. : 401685

Place : Indore

Date : 20/07/2020

UDIN: 20401685AAAAGB9795



For VARDHAAN BIOTECH PVT LTD



LOKENDRA SINGH  
RAJPUT  
(DIRECTOR)

(DIN : 01801160)



RASHMI RAJPUT  
(DIRECTOR)

(DIN : 01806022)

**NOTES ON ACCOUNTS FOR THE YEAR ENDED MARCH 31, 2020**

**3.6 Revenue from operations**

Particulars	In ₹	
	31/03/2020	31/03/2019
<b>Sale of Products</b>		
<b>Traded Goods</b>		
BAJRA SALE RETURN	13650.00	0.00
BAJRA SEED SALE A/C	782925.50	1164615.50
CERTIFIED CORINDER SALES	2100000.00	0.00
MAIZE SALES A/C	1348000.00	0.00
MAIZE SALES RETURN A/C	(96525.00)	0.00
MAIZE U/S	29861.00	100854.00
MUSTARD SALE U/S	424914.00	76880.85
MUSTARD SEEDS SALE	3261548.00	0.00
MUSTARD SEEDS SALES RETURN	(579292.00)	0.00
PADDY SALE A/C	9190085.00	0.00
PADDY SEEDS U/S	372012.50	167961.25
PEA SEEDS SALES RETURN	(445720.00)	0.00
PEA SEEDS SALE	2090049.00	0.00
SOYBEAN SEEDS SALE A/C	156411532.51	69562409.42
SOYBEAN U/S SALE	3322479.02	2104993.42
VEGETABLE SALES RETURN	(329226.67)	0.00
VEGETABLE SEEDS SALES A/C	1953067.91	25124.69
WHEAT SALE U/S	47822651.48	12837441.18
WHEAT SEEDS SALES A/C	284313714.85	96148029.00
WHEAT SEEDS SALES RETURN	(6380240.00)	0.00
BAJRA SALE A/C	0.00	0.00
MAIZE SEEDS SALES A/C	0.00	738782.50
MUSTARD SEEDS SALE A/C	0.00	1833202.00
PADDY SALES RETURN A/C	0.00	0.00
PADDY SEEDS SALE A/C	0.00	13614138.00
PEA SEEDS SALE A/C	0.00	1603775.00
SOYBEAN SEEDS SALE RETURN	0.00	0.00
SSG SALES RETURN	0.00	0.00
SSG SALES A/C	0.00	4940.00
VEGETABLE SALES A/C	0.00	0.00
	<b>505605487.10</b>	<b>199983146.81</b>

**3.7 Other income**

Particulars	In ₹	
	31/03/2020	31/03/2019
<b>Interest</b>		
DISCOUNT REC.	243014.96	44446.00
KANTA WEIGHT DIFF	269606.00	0.00
SHORTAGE & DUST EXP	10477.00	0.00
	<b>523097.96</b>	<b>44446.00</b>

**3.8 Purchases of Stock-in-Trade**

Particulars	In ₹	
	31/03/2020	31/03/2019
<b>Finished Goods</b>		
VEGETABLE PURCHASE A/C	288000.00	1840045.70
SOYABEAN PURCHASE A/C	231676206.56	76296645.30
PEA PURCHASE A/C	582750.00	1960515.00
MUSTARD PURCHASE A/C	2764400.00	569035.00
WHEAT PURCHASE A/C	313226883.36	105175978.26
CORIENDER SEEDS PURCHASE	700000.00	2900000.00
PACKAGING MATERIAL PURCHASE	11526338.00	0.00
PADDY SEED PURCHASE	4343441.24	0.00
SOYBEAN SEED PURCHASE RETURN	(73938617.61)	0.00
THIRUM PURCHASE	100000.00	0.00
VEGETABLE PURCHASE RETURN	0.00	0.00
S.S.G PURCHASE	0.00	0.00
PADDY PURCHASE A/C	0.00	7792309.50
MUSTARD PURCHASE RETURN	0.00	0.00
MAIZE PURCHASE A/C	0.00	436200.00
BAJARA PURCHASE A/C	0.00	721912.50
SHORTAGE STOCK IN PURCHASE	0.00	(14498.00)





491271401.55

197678143.26

## 3.9 Changes in inventories of finished goods, work-in-progress and Stock-in-Trade

In ₹

Particulars	31/03/2020	31/03/2019
<b>Opening</b>		
Finished Goods	57648960.00	18204537.53
	<b>57648960.00</b>	<b>18204537.53</b>
<b>Closing</b>		
Finished Goods	106750505.84	57648960.00
	<b>106750505.84</b>	<b>57648960.00</b>
<b>Increase/Decrease</b>		
Finished Goods	(49101545.84)	(39444422.47)
	<b>(49101545.84)</b>	<b>(39444422.47)</b>

## Details of Changes in Inventory

Particulars	31/03/2020	31/03/2019
Stock in Trade		
<b>Finished Goods</b>		
SEEDS	(49101545.84)	(39444422.47)
	<b>(49101545.84)</b>	<b>(39444422.47)</b>

## 4.0 Employee benefits expense

In ₹

Particulars	31/03/2020	31/03/2019
<b>Salary, Wages &amp; Bonus</b>		
SALARY EXP	8070194.00	6113940.00
INCENTIVE TO EMPLOYEE	566250.00	109360.00
	<b>8636444.00</b>	<b>6223300.00</b>

## 4.1 Finance costs

In ₹

Particulars	31/03/2020	31/03/2019
<b>Interest Expenses</b>		
Interest Expenses		
BANK INTEREST PAID	4561572.00	1459474.25
<b>Bank Charges</b>		
BANK CHARGES	228833.12	55645.00
<b>Other Interest Charges</b>		
INTEREST EXP (OTHER)	23540.00	0.00
	<b>4813945.12</b>	<b>1515119.25</b>

## 4.2 Depreciation and amortisation expense

In ₹

Particulars	31/03/2020	31/03/2019
<b>Depreciation &amp; Amortisation</b>		
Depreciation Tangible Assets	329821.92	447828.49
Amortisation Intangible Assets	10336.80	0.00
	<b>340158.72</b>	<b>447828.49</b>

## 4.3 Other expenses

In ₹

Particulars	31/03/2020	31/03/2019
<b>Manufacturing Service Costs Expenses</b>		
<b>Other Manufacturing Costs</b>		
BOOKING INCENTIVE @ 90%	1212459.00	0.00
CD @5%	3752225.00	0.00
DISTRIBUTERS MARGIN 3%	2016624.00	0.00
GOLD SCHEME 92%	1173536.00	0.00
PACKING AND MOSITURE LOSS	18.00	0.00
PACKAGING MATERIAL EXP.	0.00	2779421.66
PACKEGING MATERIAL PURCHASE	0.00	1156476.00
PACKAGING MATERIAL PURCHASE @ 18%	0.00	1203432.46



PACKAGING MATERIAL EXPENCES	0.00	223741.00
<b>Administrative and General Expenses</b>		
<b>Telephone Postage</b>		
POSTAGE & COURIER EXP.	14155.00	4898.00
TELEPHONE EXP.	90759.36	80900.00
COURIER CHARGES	0.00	7386.00
<b>Printing Stationery</b>		
PRINTING EXP	916930.50	53615.00
<b>Rent Rates And taxes</b>		
OFFICE RENT	1224500.00	1574000.00
WAREHOUSE RENT A/C	2423408.00	1973000.00
GODOWN RENT (C & F)	0.00	43715.00
GODOWN RENT (SHUBHAM LOGI.)	0.00	18439.00
<b>Auditors Remuneration</b>		
Audit Fees	26500.00	10200.00
Internal Audit Fees	35000.00	0.00
Legal & Professional Fee	328298.16	0.00
Licence Fees	393225.00	0.00
AUDIT FEES 2018-19	0.00	10200.00
<b>Repairs Maintenance Expenses</b>		
Repair and Maintanance Exp.	410700.00	0.00
PLANT & MACHINERY MAINT. EXP.	0.00	198636.00
<b>Electricity Expenses</b>		
ELECTRICITY EXP.	217510.00	68656.20
<b>Legal and Professional Charges</b>		
LEGAL & PROFESSIONAL	0.00	155880.00
PROFESSIONAL CHARGES	0.00	225020.00
LEGAL FEES	0.00	19112.00
<b>Insurance Expenses</b>		
INSURANCE EXP.	506085.00	169496.00
<b>Vehicle Running Expenses</b>		
VEHICLE & MAINTANANCE EXP.	0.00	86762.00
<b>Selling Distribution Expenses</b>		
<b>Advertising Promotional Expenses</b>		
ADVERTISEMENT EXP.	25000.00	139800.00
<b>Transportation Distribution Expenses</b>		
TRANSPORT EXP.	10645574.05	6055528.00
HAMMALI EXP.	3156126.71	775596.00
DAALA ( HAMMALI)	116086.00	3220.00
HAMMALI (BARDAAN RAFFOO)	110014.00	208646.00
<b>Other Expenses</b>		
CAUTION & SAFTY(OFFICE EXP.)	76824.00	258637.22
COMPUTER EXP.	67379.00	111446.00
DISCOUNT PAID	660956.22	3407653.25
M.P. STATE SEED CERTIFIED	2583897.00	1332805.00
OFFICE EXPENSES:	592782.09	550324.04
RATE DIFFERANCE	557476.80	1825789.00
ROUND OFF A/C	85.49	18.92
INTEREST ON INCOME TAX	11766.00	49490.00
EMPLOYER CONTRIBUTION OF ESIC	56597.00	109347.00
ROC EXP. WRITTEN OFF	27080.00	37840.00
SEEDS PROCESSING EXP.	3600083.00	2261278.00
DEBIT CREDIT EXPENSES WRITTEN OFF	20800.00	0.00
STAMP CHARGES	372500.00	0.00
REIMBURSEMENT EXPENSES	5811845.66	0.00
BONUS TO FARMER	59451.00	0.00
COMMISSION AND BROKERAGE EXP	514430.00	0.00
COMPENSATION PAID	80000.00	158400.00
DONATION	12000.00	0.00
EMPLOYER CONTRIBUTION OF PF	321271.00	0.00
RESEARCH AND DEVELOPMENT	232759.00	0.00
SEED LICENCE FEES	0.00	367500.00
THE SOYABEAN PROCESSORSASSOCIAION OF INDIA	0.00	124525.00
APPEALS FEES	0.00	72500.00
CAPITAL INFUSION FEES	0.00	37500.00
CGST LATE FEES	0.00	5320.00
COMMISSION EXP.	0.00	58140.00
ISO(INDIAN STANDARD ORGANISATION)	0.00	15000.00
KANTA WEIGHT DIFF.	0.00	1488.00
LOSS BY DISPOSAL	0.00	32334.78
PF CHARGES	0.00	9096.00
PROCESSING FEE LOAN A/C	0.00	41200.00
SGST LATE FEES	0.00	5320.00





SHIFTING CHARGES	0.00	121000.00
STATIONERY & PRINTING	0.00	106755.00
TOUR EXPENSE	0.00	16266.00
CONVEYANCE EXP.	0.00	1455916.20
MARKETING EXP.	0.00	1067348.60
	<b>44454717.04</b>	<b>30986014.33</b>

#### 4.4 Prior Period items

Particulars	In ₹	
	31/03/2020	31/03/2019
	0.00	0.00

#### 4.5 Tax expense

Particulars	In ₹	
	31/03/2020	31/03/2019
<b>Current tax</b>		
Income Tax	1165000.00	0.00
<b>Deferred tax</b>		
DEFERRED ASSETS	325198.00	(40494.00)
	<b>1490198.00</b>	<b>(40494.00)</b>

#### 4.6 Earnings per equity share

Particulars	In ₹	
	31/03/2020	31/03/2019

In terms of our attached report of even date  
For ANKUR GOYAL & COMPANY  
CHARTERED ACCOUNTANTS  
FRN : 0011407C

CA ANKUR GOYAL

(PARTNER)  
M. NO. : 401685


Place : Indore

Date : 20/07/2020

UDIN: 20401685AAAAGB9795



For VARDaan BIOTECH PVT LTD



LOKENDRA SINGH  
RAJPUT  
(DIRECTOR)

(DIN : 01801160)



RASHMI RAJPUT  
(DIRECTOR)

(DIN : 01806022)

**[PART IV]**  
**BALANCE-SHEET ABSTRACT AND COMPANY'S GENERAL BUSINESS PROFILE**  
(or in the case the first return at any time since the incorporation of the company)

**I. Registration Details**

Registration No.	<b>U15495MP200</b>	State Code
	<b>7PTC020132</b>	
Balance Sheet date	<b>31/03/2020</b>	

**II. Capital raised during the year (amount Rs. thousands)**

Public Issue	<b>Nil</b>	Rights Issue	<b>Nil</b>
Bonus Issue	<b>Nil</b>	Private Placement	<b>Nil</b>

**III. Position of mobilisation and deployment of funds (amount in Rs. Thousands)**

Total liabilities	<b>2,58,683.71</b>	Total assets	<b>2,58,683.71</b>
-------------------	--------------------	--------------	--------------------

**Equity and Liabilities**

Paid-up-capital	<b>13,300.00</b>	Reserves and surplus	<b>8,775.35</b>
Money against share warrant	<b>Nil</b>	Share application money pending allotment	<b>Nil</b>
Non - Current Liabilities	<b>43,595.11</b>	Current Liabilities	<b>1,92,454.93</b>
Defer Tax Liability	<b>558.32</b>		

**Assets**

Net fixed assets	<b>21,681.73</b>	Investments	<b>Nil</b>
Net current assets	<b>1,25,692.76</b>	Loans and advances	<b>1,11,309.22</b>
Other non current assets	<b>Nil</b>		

**IV. Performance of company (amount in Rs. Thousands)**

Turnover	<b>5,05,605.49</b>	Other Income	<b>523.10</b>
Total expenditure	<b>5,00,415.12</b>	Profit/loss before tax	<b>5,713.46</b>
Profit/loss after tax	<b>4,223.27</b>	Earning per share in Rs.	<b>Nil</b>
Dividend rate %	<b>Nil</b>		

**V. Generic names of three principal products/services of company (as per monetary terms)**

Item Code No. (ITC Code)  
Product description

Item Code No. (ITC Code)  
Product description

Item Code No. (ITC Code)  
Product description





## Accounting Policies & Notes on Accounts

1. The accounts are prepared on historical cost basis and as a going concern. Accounting policies not referred to otherwise are consistent with generally accepted accounting principles.
2. Fixed Asset are valued at cost inclusive of inward freight, duties, taxes and expenses up to putting the assets in use, less accumulated depreciation . The depreciation has been calculated at the rates provided. No depreciation has been taken on the value of land.
3. Closing Stock of the company has been valued at cost price or NRV whichever is lower.
4. Expenses are accounted for on Mercantile Basis but some expenses due to their peculiar nature are accounted for on cash basis.
5. The figures for the previous year have been rearranged and regrouped wherever considered necessary.
6. There are no prior period or extra ordinary expenses debited to Profit & Loss account.
7. Balances of Debtors, Creditors and Unsecured Loans are subject to confirmation.
8. Final Accounts has been prepared on Going Concern



assumption.

9. Current Investment and Long term Investment are stated at cost. Provision for diminution in the value of long-term investments is made only if such a decline is other than temporary.

10. Provision for current tax is made as per the provisions of the income tax act,1961.

11. Provisions involving substantial degree of estimation in measurement are recognized when there is a present obligation as a result of past events and it is probable that there will be an outflow of resources. Contingent Liabilities are not recognised but are disclosed in the notes. Contingent Assets are neither recognized nor disclosed in the financial statements.

12. In the opinion of the Board, Current Assets, Loans and advances are stated at the value at which they can be realized in the ordinary course of business. Provision for all known liabilities have been made. No personal expenses have been charged to Revenue Account.





13. Transaction with/balance of related parties as on 31.03.2020
- Rashmi Rajput: Director: Warehouse Rent of Rs, 19,80,000/-
  - Pushpa Rajput: Director: Office Rent of Rs. 10,80,000/-
  - Lokendra Singh Rajput: Director Remuneration of Rs. 18,00,000/-
  - Rashmi Rajput: Director Remuneration of Rs. 2,40,000/-
  - Pushpa Rajput: Director Remuneration of Rs. 2,40,000/-

for VARDAN BIOTECH PVT LTD

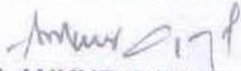


LOKENDRA SINGH RAJPUT  
DIRECTOR  
(DIN : 01801160)

Place : Indore  
Date : 20/07/2020  
UDIN: 20401685AAAAGB9795

for ANKUR GOYAL & COMPANY  
Chartered Accountants



  
CA ANKUR GOYAL  
FIRST FLOOR, "NANDAN", L.M.  
COMPLEX,, TOWER CHOWK,  
FREEGANJ,, UJJAIN-456010 MADHYA  
PRADESH

# VARDAAN BIOTECH PRIVATE LIMITED

CIN:U15495MP2007PTC020132

Regd. Office: C- 2/1, Mahananda Nagar, Dewas Road, Ujjain (M.P.)- 456010

Contact No: 0734-2525903

Email id: -vardanbiotech6907@gmail.com

Notice is hereby given that the 13<sup>th</sup> Annual General Meeting (AGM) of the members of VARDAAAN BIOTECH PRIVATE LIMITED will be held on Friday, 27<sup>th</sup> day of November, 2020 at 11:00 A.M. at the registered office of the company situated at C-2/1, Mahananda Nagar, Dewas Road, Ujjain (M.P.)- 456010 to transact the following business:

## ORDINARY BUSINESS

1. To receive, consider and adopt the Audited Financial Statement of the Company containing the Balance Sheet as at 31st March, 2020, the Statement of Profit and Loss Account for the period 1<sup>st</sup> April, 2019 to 31st March, 2020, together with the Board's Report and Auditor's Report thereon and comments.
2. To consider and if thought fit, to pass with or without modification(s), the following resolution as an ordinary resolution:

"RESOLVED THAT pursuant to the provisions of the sections 139 to 142 and other applicable provisions, if any, of the Companies Act, 2013, read with the Companies (Audit and Auditors), Rules 2014 (Including any statutory modification(s) or re-enactment there of, for the time being in force M /S. S.K. Khandelwal & Associates, Chartered Accountants (Firm Registration No. 002305C) Indore, who have offered themselves for appointment and have confirmed their eligibility in terms of provisions of Section 141 of the Companies Act, 2013 and Rule 4 of Companies (Audit and Auditors), Rules 2014, be and are hereby appointed as the statutory auditors of the company to fill the casual vacancy caused due to resignation of M /S. Ankur Goyal & Company (Firm Registration No. 011407C) as the firm was pre-occupied in other assignments, to hold office from the conclusion of this AGM till the conclusion of next Annual General Meeting (AGM) to be held in the year 2021, on such remuneration as agreed upon by the Board of Directors and Auditors, in addition to the reimbursement of service tax and actual out of pocket expenses incurred in connection with the audit of accounts of the Company."

On behalf of the Board  
For, Vardaan Biotech Private Limited

VARDAAN BIOTECH PVT. LTD. VARDAAN BIOTECH PVT. LTD.

  
DIRECTOR  
Lokendra Rajput  
Director  
DIN:01801160

  
DIRECTOR  
Rashmi Rajput  
Director  
DIN:01806022

Date: July 20, 2020  
Place: Ujjain



## NOTES

1. A member entitled to attend and vote at the meeting is entitled to appoint a proxy and to attend and on a poll to vote instead of himself and the proxy need not be a member of the Company. A member unable to attend may appoint a person (whether a member or not) as his proxy in the enclosed form which shall be deposited with the principal office of the Company. The proxies in order to be effective must be received by the company not less than 48 hours before the meeting.
2. Proxies submitted on behalf of the companies, Societies and other juristic persons must be supported by an appropriate resolution/ authority as applicable.
3. Corporate Members are requested to send a duly certified copy of the Board Resolution authorizing their representatives to attend and vote at the meeting.
4. Members are requested to seek any information on the Annual Accounts are requested to write to the company at least Seven (7) days in advance of the Meeting so that the information can be made available at the meeting.
5. Shareholders are requested to bring their copy of Annual Report to the meeting along with the attendance slip.
6. Members are requested to quote their Folio Number in all their correspondence and to inform immediately, of any change in their address registered with the company.
7. In case of the Joint-holders attending the meeting, only such Joint-holders who are higher in the order of names will be entitled to vote.

# VARDAAN BIOTECH PRIVATE LIMITED

CIN: U15495MP2007PTC020132

Regd. Office: C-2/1, Mahananda Nagar, Dewas Road, Ujjain (M.P.) - 456010  
Contact No: 0734-2525903 Email id: -vardanbiotech6907@gmail.com

## BOARD REPORT

To

The Members,

Your Directors have pleasure in presenting their 13<sup>th</sup> Annual Report of the Company together with the Audited Financial Statements of the Company for the year ended on 31<sup>st</sup> March, 2020.

### FINANCIAL RESULTS:-

(Amt. in Rs.)

Particulars	For the year ended on 31/03/2020	For the year ended on 31/03/2019
Gross Income	50,61,28,585.06	20,00,27,592.81
Expenditure	(50,04,15,120.59)	(19,74,05,982.86)
<b>Profit/(Loss) before Tax</b>	<b>57,13,464.47</b>	<b>26,21,609.95</b>
Less:- Provision for Tax: Current Tax	11,65,000.00	0.00
Deferred Tax	325198.00	(40,494.00)
Excess/short provision relating earlier year tax	-	-
<b>Profit/(Loss) after Tax</b>	<b>42,23,266.47</b>	<b>26,62,103.95</b>
Earnings Per Share:- Basic		
Diluted		

### REVIEW OF OPERATIONS:-

The total income during Financial Year 2019-20 is Rs. 50,61,28,585.06/- (Rupees Fifty Crore Sixty One Lakhs Twenty Eight Thousand Five Hundred Eighty Five and Six Paise Only) as compared to Rs. 20,00,27,592.81/- (Rupees Twenty Crore Twenty Seven Thousand Five Hundred Ninety Two and Eight One Paise Only) in Financial Year 2018-19 and the Profit for the year is Rs. 42,23,266.47/- (Rupees Forty Two Lakh Twenty Three Thousand Two Hundred Sixty Six and Four Seven Paise Only) as compared to profit of Rs.26,62,103.95/- (Rupees Twenty Six Lakh Sixty Two Thousand One Hundred Three and Nine Five Paise Only) in Financial Year 2018-19.

### DIVIDEND:-

In order to strengthen the financial resources of the company, your directors do not recommend any dividend for the year ended 31<sup>st</sup> March, 2020.

### BUSINESS:-

During the year under review, there is no change in the business activities of the Company.



## **MATERIAL CHANGES AND COMMITMENT OCCURRED AFTER THE END OF FINANCIAL YEAR AND UPTO THE DATE OF REPORT:-**

### **Share Capital:**

- The company issued 1,94,186 (1) Equity shares to the existing shareholders by way of right issue by passing a resolution in the board meeting duly held on 22<sup>nd</sup> May, 2020.
- Further 14, 75,814 Equity shares were issued by way of Right issue vide a Board resolution dated 25<sup>th</sup> May, 2020.

### **Charges:**

- A charge (Charge ID: 100268877, SRN: R40487191) of Rs.72,500,000/- which was created on 10<sup>th</sup> April, 2019 in favor of Punjab National Bank was satisfied on 02<sup>nd</sup> June, 2020.
- A new charge (Charge ID: 100338709, SRN: R40806606) of Rs.15,75,00,000/- was created on the assets of the company in favor of Bank of Baroda on 04<sup>th</sup> June, 2020.

## **SIGNIFICANT AND MATERIAL ORDERS PASSED BY THE REGULATORS OR COURTS OR TRIBUNALS IMPACTING THE GOING CONCERN STATUS AND COMPANY'S OPERATIONS IN FUTURE:**

During the year under review there has been no such significant and material orders passed by the regulators or courts or tribunals impacting the going concern status and company's operations in future.

### **CHARGE CREATION/ MODIFICATION/SATISFACTION:**

During the year, the Company has created a charge (Charge ID: 100268877, SRN: R40487191) of Rs.72, 500,000/- on the assets of the company in favour of Punjab National Bank on 10<sup>th</sup> April, 2019.

Further, the company has satisfied the charge (Charge ID: 100231293, SRN: R35312404) of Rs.60,000,000/- created on 6<sup>th</sup> November, 2018 in favour of State Bank of India on 07<sup>th</sup> March, 2020.

### **CHANGE IN THE NATURE OF BUSINESS:**

There was no change in the nature of the business of the company.

### **DEPOSITS:-**

The Company has neither accepted nor renewed any deposits during the year under review to which the provisions of the Companies (Acceptance of Deposits) Rules, 2014 applies.

## **LOANS, GUARANTEES OR INVESTMENTS MADE UNDER SECTION 186 OF THE COMPANIES ACT, 2013:-**

Pursuant to provisions of section 186 of the Companies Act, 2013, during the year under review, the company has not granted loan or guarantee and no investments in the securities of any company are made.

## **SUBSIDIARIES, JOINT VENTURES AND ASSOCIATE COMPANIES:-**

The Company does not have subsidiary company or Joint Venture Company or associate Company.

## **SHARE CAPITAL:-**

During the year under review, the Authorised Capital of the company increased from Rs.1,51,00,000/- (Rupees One Crore Fifty One Lakhs Only) divided into 15,10,000 Equity Shares of Rs.10/- each to Rs.3,00,00,000/- (Rupees Three Crore) divided into 29,99,000 Equity Shares of Rs.10/- each and 1,000 Preference Shares of Rs.10/- each.

The Issued , Subscribed and Paid -up Equity Share Capital of the Company is Rs. 1,33,00,000/- divided into 13,30,000 Equity Shares of Rs.10/-.

Further clarifying that, on 24<sup>th</sup> February, 2020 , a Special resolution was passed in an Extra-Ordinary General Meeting of the company regarding the allotment of 6,70,000 equity shares by way of Private Placement. But, the board further resolved that, the said allotment should be cancelled and other method of allotment should be adopted. Thus, the said resolution stands cancelled as on date.

## **Conversion of company from Private Ltd. to Public Ltd. and also planning to get listing at MSE Emerge Platform of NSE.**

The company is planning to convert its status from Private Limited to public and also admission of its securities of a company to the trading platform of the Exchange.

The company wants to gets more exposure and expansion of business in future, however company is planning to listed on stock exchanges can easily raise affordable capital by dispensing more shares to investors for the buying purpose and the capital raise could be utilize for the company's growth and paying for different costs.

For the purpose of listing its securities and facilitating shareholders of the Company, the Board is taking steps for listing of shares of the Company at **MSE Emerge Platform of NSE** so that a national wide terminal can be available to the shareholders for trading.

## **TRANSFER TO ANY AMOUNT IN INVESTOR EDUCATION & PROTECTION FUND:-**

The provisions of Section 125(2) of the Companies Act, 2013 do not apply as there was no amount required to be transferred to Investor Education & Protection Fund.

## **DIRECTORS:-**

During the year under review Mr. Lokendra Rajput (DIN: 01801160) was re-appointed as a director of the company vide a resolution passed in the board meeting w.e.f 25<sup>th</sup> May, 2019. Thus, the following are the directors of the company:



S.NO.	DIN	NAME	DESIGNATION
1.	01801160	Lokendra Rajput	Director
2.	01806022	Rashmi Rajput	Director
3.	08122272	Pushpa Rajput	Director

### **BOARD MEETINGS:-**

During the year **10 (TEN)** Board Meetings were convened and held on following dates:

- |                                      |                                     |                                    |
|--------------------------------------|-------------------------------------|------------------------------------|
| (1) 25 <sup>th</sup> May, 2019       | (2) 17 <sup>th</sup> June, 2019     | (3) 26 <sup>th</sup> June, 2019    |
| (4) 05 <sup>th</sup> September, 2019 | (5) 23 <sup>th</sup> December, 2019 | (6) 01 <sup>st</sup> January, 2020 |
| (7) 21 <sup>st</sup> February, 2020  | (8) 25 <sup>th</sup> February, 2020 | (9) 07 <sup>th</sup> March, 2020   |
| (10) 31 <sup>st</sup> March, 2020    |                                     |                                    |

### **DIRECTOR'S RESPONSIBILITY STATEMENT:-**

In accordance with the provisions of Section 134(5) of the Companies Act, 2013 the Board hereby submit its responsibility Statement;

1. That in the preparation of the annual accounts, the applicable accounting standards had been followed along with proper explanation relating to material departures;
2. That the Directors have selected such accounting policies and applied them consistently and made judgments and estimates that were reasonable and prudent so as to give a true and fair view of the state of affairs of the company at the end of the financial year and of the profit and loss of the company for the year under review;
3. That the Directors have taken proper and sufficient care for the maintenance of adequate accounting records in accordance with the provisions of the Companies Act, 2013 for safeguarding the assets of the company and for preventing and detecting fraud and other irregularities;
4. That the Directors have prepared the annual accounts on a going concern basis.
5. That the Directors had devised proper systems to ensure compliance with the provisions of all applicable laws and that such systems were adequate and operating effectively.

### **DECLARATION OF INDEPENDENT DIRECTORS:-**

The provisions of section 149 pertaining to the appointment of independent Directors do not apply to the company.

### **PARTICULARS OF EMPLOYEE:-**

None of the employee has received remuneration exceeding the limit as stated in rule 5(2) of the Companies (Appointment and Remuneration of Managerial Personnel) Rules, 2014.

## **DISCLOSURE OF COMPOSITION OF AUDIT COMMITTEE AND PROVIDING VIGIL MECHANISM:-**

The provision of section 177 of Companies Act, 2013 read with Rule 6 and 7 of the companies (Meeting of the Board and its powers) Rules, 2013 is not applicable to the company.

## **REMUNERATION POLICIES:-**

The company, being private limited company was not required to constitute a nomination and remuneration committee under section 178 (1) of the companies act 2013 and rules 6 of the companies (Meetings of the Board and its power) Rules, 2014 and stakeholders relationship committee under section 178 (5) of the companies act, 2013.

## **AUDITORS:-**

**M/S. S.K. Khandelwal & Associates, Chartered Accountants (Firm Registration No. 002305C)**, was appointed on November 27, 2020 as statutory auditor of the company to fill the casual vacancy caused due to resignation of **M/S. Ankur Goyal And Company (Firm Registration No. 011407C)** as the firm was pre-occupied in other assignments, which imply that the audit of financial accounts for the Financial year 01.04.2020 to 31.03.2021 shall be carried on by new auditor so appointed.

**“M/S. S.K. Khandelwal & Associates, Chartered Accountants (Firm Registration No. 002305C)**, have been appointed as the Statutory Auditors of the Company to hold office for the period of 1 years from the conclusion of the 13<sup>th</sup> Annual General Meeting till the conclusion of the 14<sup>th</sup> Annual General Meeting to be held in the year 2021 to examine and audit the accounts of the Company at such remuneration as may be mutually agreed between the Board of Directors of the Company and the Auditors.”

Therefore, **M/S. S.K. Khandelwal & Associates, Chartered Accountants (Firm Registration No. 002305C)** hold the position as the Statutory Auditors of the Company for the financial year 2020-21.

## **AUDIT REPORT:-**

The Auditor's Report and notes given therein by the auditors have been explained in the relevant notes to the financial statements for the period ended on 31<sup>st</sup> March, 2020 which are self-explanatory and need not require any further comments by the Board.

The Company was not required to appoint and obtain the Secretarial Audit Report for the year 2019-20.

## **EXPLANATION/ COMMENTS ON QUALIFICATIONS, RESERVATIONS OR ADVERSE REMARKS OR DISCLAIMERS MADE BY THE AUDITORS:-**

There were no adverse remarks made by the Auditors in their Audit report.

## **ADEQUATE INTERNAL FINANCIAL CONTROL:-**

There is adequate internal financial control system in the company.

## **STATEMENT CONCERNING DEVELOPMENT AND IMPLEMENTATION OF RISK MANAGEMENT POLICY OF THE COMPANY:-**

The Company does not have any Risk Management Policy as the elements of risk threatening the Company's existence are very minimal.

## **DISCLOSURE UNDER THE SEXUAL HARASSMENT OF WOMEN AT WORKPLACE (PREVENTION OF PROHIBITION AND REDRESSAL) ACT, 2013:-**

The Company has in place an Anti-Sexual Policy in line with the requirements of the Sexual Harassment of Women at the Workplace (Prevention, Prohibition and Redressal) Act, 2013. All employees (permanent, contractual, temporary, trainees) are covered under this policy.

## **CONSERVATION OF ENERGY, TECHNOLOGY ABSORPTION AND FOREIGN EARNINGS AND OUTGO:-**

### **Conservation Of Energy:**

The steps taken or impact on conservation of energy- The Company is putting continues efforts to reduce the consumption of energy and maximum possible saving of energy.

The steps taken by the company for utilizing alternate sources of energy- The Company has used alternate source of energy, whenever and to the extent possible.

The capital investment on energy conservation equipments- NIL

### **Technology Absorption:-**

The effort made towards technology absorption- No specific activities have been done by the Company.

The benefits derived like product improvement, cost reduction, product development or import substitution- No specific activity has been done by the Company.

In case of imported technology (Imported during the last three years reckoned from the beginning of the financial year: - NA

The expenditure incurred on Research & Development: - NIL

### **Foreign Exchange Earnings and Outgo:-**

During the year under review there was no foreign exchange inflow or Outflow.

## **RELATED PARTIES TRANSACTIONS:-**

All transactions entered into with related parties as defined under Companies Act, 2013 during the financial year were in the ordinary course of business and on arm's length basis. There were no material transactions with the related parties during the financial year which are in conflict with the interest of the company. There were some transaction which comes under the provision of Section 188 of the companies Act, 2013, details of which is attached in **Annexure A**. Suitable disclosures as required by Accounting Standard (AS-18) have been made in the notes to the financial statements.



### EXTRACT OF ANNUAL RETURN:-

The extracts of Annual Return pursuant to the provisions of Section 92 read with Rule 12 of the Companies (Management and Administration) Rules, 2014 is provided in Annexure B (in the format MGT 9) and is attached to this Report.

### ACKNOWLEDGMENTS:-

The Board takes this opportunity in expressing their gratitude to the bankers to the Company. The Board also acknowledges the continuous support received from its shareholders, stakeholders and employees of the Company.

On behalf of the Board  
For, Vardaan Biotech Private Limited

VARDAAAN BIOTECH PVT. LTD. VARDAAAN BIOTECH PVT. LTD.

  
DIRECTOR  
Lokendra Rajput  
Director  
DIN: 01801160

  
DIRECTOR  
Rashmi Rajput  
Director  
DIN: 01806022

Date: July 20, 2020  
Place: Ujjain

**ANNEXURE B**

**FORM NO. MGT 9**

**EXTRACT OF ANNUAL RETURN**

**As on financial year ended on 31.03.2020**

**Pursuant to Section 92 (3) of the Companies Act, 2013 and rule 12(1) of the Company  
(Management & Administration) Rules, 2014.**

<b>I</b>	<b>Registration &amp; Other Details:</b>	
i	CIN	U15495MP2007PTC020132
ii	Registration Date	20/12/2007
iii	Name of the Company	VARDAAN BIOTECH PRIVATE LIMITED
iv	Category/Sub-category of the Company	Company Limited by Shares/ Non- Government Company
v	Address of the Registered office & contact details	C-2/1, Mahananda Nagar, Dewas Road, Ujjain (M.P.)- 456010 E-mail id:-vardanbiotech6907@gmail.com Contact No:- 0734-2525903
vi	Whether listed company	No
vii	Name, Address & contact details of the Registrar & Transfer Agent, if any.	N.A.

**II. Principal Business Activities of The Company:-**

All the business activities contributing 10% or more of the total turnover of the company shall be stated

<b>Sr. No.</b>	<b>Name &amp; Description of main products/services</b>	<b>NIC Code of the Product/service</b>	<b>% to total turnover of the company</b>
1	Grinding and processing of spices	15495	99.90

**III. Particulars Of Holding, Subsidiary & Associate Companies: - NIL.**

<b>Sr. No.</b>	<b>Name &amp; Address of the Company</b>	<b>CIN/GLN</b>	<b>Holding/ Subsidiary/ Associate</b>	<b>% of Shares Held</b>	<b>Applicable Section</b>
1	-	-	-	-	-

IV. Shareholding Pattern (Equity Share capital Break up as % to total Equity):-										
Category of Shareholders	No. of Shares held at the beginning of the year				No. of Shares held at the end of the year				% change during the year	
	Demat	Physical	Total	% of Total Shares	Demat	Physical	Total	% of Total Shares		
<b>A. Promoters</b>										
(1) Indian	0	1330000	1330000	100	0	1330000	1330000	100	0	0
a) Individual/HUF	0	0	0	0	0	0	0	0	0	0
b) Central Govt. or State Govt.	0	0	0	0	0	0	0	0	0	0
c) Bodies Corporate	0	0	0	0	0	0	0	0	0	0
d) Bank/FI	0	0	0	0	0	0	0	0	0	0
e) Any other	0	0	0	0	0	0	0	0	0	0
<b>SUB TOTAL:(A) (1)</b>	<b>0</b>	<b>1330000</b>	<b>1330000</b>	<b>100</b>	<b>0</b>	<b>1330000</b>	<b>1330000</b>	<b>100</b>	<b>0</b>	<b>0</b>
<b>(2) Foreign</b>										
a) NRI- Individuals	0	0	0	0	0	0	0	0	0	0
b) Other Individuals	0	0	0	0	0	0	0	0	0	0
c) Bodies Corp.	0	0	0	0	0	0	0	0	0	0
d) Banks/FI	0	0	0	0	0	0	0	0	0	0
e) Any other...	0	0	0	0	0	0	0	0	0	0
<b>SUB TOTAL (A) (2)</b>	<b>0</b>	<b>0</b>	<b>0</b>	<b>0</b>	<b>0</b>	<b>0</b>	<b>0</b>	<b>0</b>	<b>0</b>	<b>0</b>
<b>Total Shareholding of Promoter (A)= (A)(1)+(A)(2)</b>	<b>0</b>	<b>1330000</b>	<b>1330000</b>	<b>100</b>	<b>0</b>	<b>1330000</b>	<b>1330000</b>	<b>100</b>	<b>0</b>	<b>0</b>



<b>B. Public Shareholding</b>										
<b>(1) Institutions</b>										
a) Mutual Funds	0	0	0	0	0	0	0	0	0	0
b) Banks/FI	0	0	0	0	0	0	0	0	0	0
C) Central Govt.	0	0	0	0	0	0	0	0	0	0
d) State Govt.	0	0	0	0	0	0	0	0	0	0
e) Venture Capital Fund	0	0	0	0	0	0	0	0	0	0
f) Insurance Companies	0	0	0	0	0	0	0	0	0	0
g) FIIS	0	0	0	0	0	0	0	0	0	0
h) Foreign Venture Capital Funds	0	0	0	0	0	0	0	0	0	0
i) Others (specify)	0	0	0	0	0	0	0	0	0	0
<b>SUB TOTAL (B)(1):</b>	<b>0</b>	<b>0</b>	<b>0</b>	<b>0</b>	<b>0</b>	<b>0</b>	<b>0</b>	<b>0</b>	<b>0</b>	<b>0</b>
<b>(2) Non Institutions</b>										
a) Bodies corporate	0	0	0	0	0	0	0	0	0	0
i) Indian	0	0	0	0	0	0	0	0	0	0
ii) Overseas	0	0	0	0	0	0	0	0	0	0
b) Individuals	0	0	0	0	0	0	0	0	0	0
i) Individual shareholders holding nominal share capital upto Rs.1 Lakhs.	0	0	0	0	0	0	0	0	0	0
ii) Individuals shareholders holding nominal share capital in excess of Rs. 1 Lakhs.	0	0	0	0	0	0	0	0	0	0
c) Others (specify)	0	0	0	0	0	0	0	0	0	0

<b>SUB TOTAL (B)(2):</b>	<b>0</b>	<b>0</b>	<b>0</b>	<b>0</b>	<b>0</b>	<b>0</b>	<b>0</b>	<b>0</b>	<b>0</b>	<b>0</b>
<b>Total Public Shareholding (B)= (B)(1)+(B)(2)</b>	<b>0</b>	<b>0</b>	<b>0</b>	<b>0</b>	<b>0</b>	<b>0</b>	<b>0</b>	<b>0</b>	<b>0</b>	<b>0</b>
<b>C. Shares held by Custodian for GDRs &amp; ADRs</b>	<b>0</b>	<b>0</b>	<b>0</b>	<b>0</b>	<b>0</b>	<b>0</b>	<b>0</b>	<b>0</b>	<b>0</b>	<b>0</b>
<b>Grand Total (A+B+C)</b>	<b>0</b>	<b>1330000</b>	<b>1330000</b>	<b>100</b>	<b>0</b>	<b>1330000</b>	<b>1330000</b>	<b>100</b>	<b>0</b>	<b>0</b>

**(ii) Share Holding of Promoters-**

Sr. No.	Shareholders Name	Shareholding at the beginning of the year			Shareholding at the end of the year			% change in shareholding during the year
		No. of Shares	% of total shares of the company	% of shares pledged encumbered to total shares	No of Shares	% of total shares of the company	% of shares pledged encumbered to total shares	
1	Shri. Lokendra Singh Rajput	5,05,000	37.97	0	5,05,000	37.97	0	0
2	Smt. Pushpa Rajput	2,80,000	21.05	0	2,80,000	21.05	0	0
3	Smt. Rashmi Rajput	5,45,000	40.98	0	5,45,000	40.98	0	0

	<b>Total</b>	<b>13,30,000</b>	<b>100.00</b>	<b>0</b>	<b>13,30,000</b>	<b>100.00</b>	<b>0</b>	<b>0</b>
--	--------------	------------------	---------------	----------	------------------	---------------	----------	----------

**(iii) Change in Promoters' Shareholding:-NO CHANGE**

Sr. No.		Shareholding at the beginning of the Year		Cumulative Shareholding during the year	
		No. of Shares	% of total shares of the company	No of shares	% of total shares of the company
1	<b>Shri. Lokendra Singh Rajput</b>				
	At the beginning of the year	5,05,000	37.97	5,05,000	37.97
	Date wise increase/decrease in Promoters Shareholding during the year specifying the reasons for increase/decrease (e.g. allotment/transfer/bonus/sweat equity etc)	0	0	0	0
	At the end of the year	5,05,000	37.97	5,05,000	37.97
2	<b>Smt. Pushpa Rajput</b>				
	At the beginning of the year	2,80,000	21.05	2,80,000	21.05
	Date wise increase/decrease in Promoters Shareholding during the year specifying the reasons for increase/decrease (e.g. allotment/transfer/bonus/sweat equity etc)	0	0	0	0
	At the end of the year	2,80,000	21.05	2,80,000	21.05
3	<b>Smt. Rashmi Rajput</b>				
	At the beginning of the year	5,45,000	40.98	5,45,000	40.98
	Date wise increase/decrease in Promoters Shareholding during the year specifying the reasons for increase/decrease (e.g. allotment/transfer/bonus/sweat equity etc)	0	0	0	0
	At the end of the year	5,45,000	40.98	5,45,000	40.98

**(iv) Shareholding Pattern of top ten Shareholders (other than Directors, Promoters & Holders of GDRs & ADRs):- NIL**



Sr. No	For Each of the Top 10 Shareholders	Shareholding at the end of the year		Cumulative Shareholding during the year	
		No. of shares	% of total shares of the company	No of shares	% of total shares of the company
1.	-	-	-	-	-

<b>(v) Shareholding of Directors &amp; KMP:-</b>					
Sr. No	For Each of the Directors & KMP	Shareholding at the Beginning of the year		Cumulative Shareholding during the year	
		No. of shares	% of total shares of the company	No of shares	% of total shares of the company
<b>1</b>	<b>Shri. Lokendra Singh Rajput</b>				
	At the beginning of the Year	5,05,000	37.97	5,05,000	37.97
	Date wise increase/decrease in Promoters Shareholding during the year with the reasons for increase/decrease. (e.g. allotment/transfer/bonus/sweat equity etc)	0	0	0	0
	At the end of the Year	5,05,000	37.97	5,05,000	37.97
<b>2</b>	<b>Smt. Pushpa Rajput</b>				
	At the beginning of the Year	2,80,000	21.05	2,80,000	21.05
	Date wise increase/decrease in Promoters Shareholding during the year specifying the reasons for increase/decrease (e.g. allotment/transfer/bonus/sweat equity etc)	0	0	0	0
	At the end of the Year	2,80,000	21.05	2,80,000	21.05
<b>3</b>	<b>Smt. Rashmi Rajput</b>				
	At the beginning of the Year	5,45,000	40.98	5,45,000	40.98
	Date wise increase/decrease in Promoters	0	0	0	0

Shareholding during the year specifying the reasons for increase/decrease (e.g. allotment/transfer/bonus/sweat equity etc)				
At the end of the Year	5,45,000	40.98	5,45,000	40.98

<b>V. Indebtedness:-</b>				
<b>Indebtedness of the Company including interest outstanding/accrued but not due for payment</b>				
	<b>Secured Loans excluding deposits</b>	<b>Unsecured Loans</b>	<b>Deposits</b>	<b>Total Indebtedness</b>
<b>Indebtedness at the beginning of the financial year:</b>				
i) Principal Amount	1,05,82,674	0	-	1,05,82,674
ii) Interest due but not paid	-	-	-	-
iii) Interest accrued but not due	-	-	-	-
<b>Total (i+ii+iii)</b>	<b>1,05,82,674</b>	<b>0</b>	<b>-</b>	<b>1,05,82,674</b>
<b>Change in Indebtedness during the financial year:</b>				
Additions	7,07,64,315.69	77,00,000	-	7,84,64,315.69
Reductions	-	-	-	-
<b>Net Change</b>	<b>7,07,64,315.69</b>	<b>77,00,000</b>	<b>-</b>	<b>7,84,64,315.69</b>
<b>Indebtedness at the end of the financial year:</b>				
i) Principal Amount	8,13,46,989.69	77,00,000	-	8,90,46,989.69
ii) Interest due but not paid	-	-	-	-
iii) Interest accrued but not due	-	-	-	-
<b>Total (i+ii+iii)</b>	<b>8,13,46,989.69</b>	<b>77,00,000</b>	<b>-</b>	<b>8,90,46,989.69</b>

<b>VI. Remuneration of Directors and Key Managerial Personnel:-</b>
<b>A. Remuneration to Managing Director, Whole Time Director, Director and/or Manager:</b>

Sr. No	Particulars of Remuneration	Name of the Directors			Total Amount	
		Lokendra Rajput	Rashmi Rajput	Pushpa Rajput		
1		<b>Gross Salary</b>	18,00,000	2,40,000	2,40,000	22,80,000
	(a) Salary as per provisions contained in section 17(1) of the Income Tax. 1961.		-	-	-	-
	(b) Value of perquisites u/s 17(2) of the Income tax Act, 1961		-	-	-	-
	(c) Profits in lieu of salary under section 17(3) of the Income Tax Act, 1961		-	-	-	-
2	Stock option		-	-	-	-
3	Sweat Equity		-	-	-	-
4	Commission		-	-	-	-
	as % of profit					
	others (specify)					
5	Others, please specify		-	-	-	-
	<b>Total (A)</b>		<b>18,00,000</b>	<b>2,40,000</b>	<b>2,40,000</b>	<b>22,80,000</b>

**B. Remuneration to other Directors:**

Sr. No	Particulars of Remuneration	Name of the Directors			Total Amount
1	Independent Directors				
	(a) Fee for attending board committee meetings				
	(b) Commission				
	(c) Others, please specify				
	<b>Total (1)</b>				
2	Other Non Executive Directors				



	(a) Fee for attending board committee meetings			
	(b) Commission			
	(c) Others, please specify			
	<b>Total (2)</b>			
	<b>Total (B)=(1+2)</b>			
	<b>Total Managerial Remuneration</b>			
	<b>Overall Ceiling as per the Act.</b>			

<b>A. Remuneration To Key Managerial Personnel Other Than MD/Manager/WTD:- NIL</b>						
Sl. No.	Particulars of Remuneration	Gross Salary	Key Managerial Personnel			Total Amount
			CEO	CFO	Company Secretary	
1	(a) Salary as per provisions contained in section 17(1) of the Income Tax Act, 1961.					
	(b) Value of perquisites u/s 17(2) of the Income Tax Act, 1961					
	(c) Profits in lieu of salary under section 17(3) of the Income Tax Act, 1961					
2	Stock Option					
3	Sweat Equity					
4	Commission					
	as % of profit					
	others, specify					
5	Others, please specify					
	<b>TOTAL</b>					

<b>VII. Penalties/Punishment/Compounding of Offences:-NIL</b>				

Type	Section of the Companies Act	Brief Description	Details of Penalty/Punishment/Compounding fees imposed	Authority (RD/NCLT /Court)	Appeal made if any (give details)
<b>A. COMPANY</b>					
Penalty	0	0	0	0	0
Punishment	0	0	0	0	0
Compounding	0	0	0	0	0
<b>B. DIRECTORS</b>					
Penalty	0	0	0	0	0
Punishment	0	0	0	0	0
Compounding	0	0	0	0	0
<b>C. OTHER OFFICERS IN DEFAULT</b>					
Penalty	0	0	0	0	0
Punishment	0	0	0	0	0
Compounding	0	0	0	0	0

On behalf of the Board  
For, Vardaan Biotech Private Limited

VARDAAN BIOTECH PVT. LTD. VARDAAN BIOTECH PVT. LTD.

Date: July 20, 2020  
Place: Ujjain

  
Lokendra Rajput  
Director  
DIN: 01801160

  
Rashmi Rajput  
Director  
DIN: 01806022